



## DB-55015-165

RF POWER amplifier using 1 x PD55015  
N-Channel enhancement-mode lateral MOSFETs

### General feature


- Excellent thermal stability
- Frequency: 155 - 165 MHz
- Supply voltage: 20V
- Output power: 30W
- Power gain:  $14.7 \pm 0.3$  dB
- Efficiency: 60% - 72%
- Load mismatch: 20:1
- Beo free amplifier

### Description

The DB-55015-165 is a common source N-Channel Enhancement-Mode Lateral Field Effect RF power amplifier designed for VHF Marine Radio applications.

### Order Code

- DB-55015-165



# Contents

<b>1</b>	<b>Electrical data</b> .....	<b>3</b>
	1.1 Maximum ratings .....	3
<b>2</b>	<b>Electrical characteristics</b> .....	<b>3</b>
<b>3</b>	<b>Typical performance</b> .....	<b>4</b>
<b>4</b>	<b>Circuit layout</b> .....	<b>6</b>
<b>5</b>	<b>Mounting indications</b> .....	<b>7</b>
<b>6</b>	<b>Package mechanical data</b> .....	<b>8</b>
<b>7</b>	<b>Revision history</b> .....	<b>11</b>

# 1 Electrical data

## 1.1 Maximum ratings

**Table 1. Absolute maximum ratings**

Symbol	Parameter	Value	Unit
$V_{DD}$	Supply voltage	24	V
$I_D$	Drain current	3	A
$P_{DISS}$	Power dissipation	25	W
$T_{CASE}$	Operating case temperature	-20 to +85	°C
$T_A$	Max. ambient temperature	55	°C

## 2 Electrical characteristics

$$T_A = +25\text{ °C}, V_{DD} = 20\text{V}, I_{DQ} = 150\text{ mA}$$

**Table 2. Electrical specification**

Symbol	Test conditions	Min.	Typ.	Max.	Unit
Freq	Frequency range	155		165	MHz
$P_{OUT}$			30		W
Gain	@ $P_{OUT} = 30\text{W}$		14.7		dB
ND	@ $P_{OUT} = 30\text{W}$	60			%
Gain Flatness	@ $P_{OUT} = 30\text{W}$			$\pm 0.3$	dB
H2	2 <sup>ND</sup> Harmonic @ $P_{OUT} = 30\text{W}$		-29	-25	dBc
H3	3 <sup>RD</sup> Harmonic @ $P_{OUT} = 30\text{W}$		-52	-50	dBc
VSWR	Load mismatch all phases @ $P_{OUT} = 30\text{W}$			20:1	

### 3 Typical performance

Figure 1. P<sub>OUT</sub> vs. pin & frequency

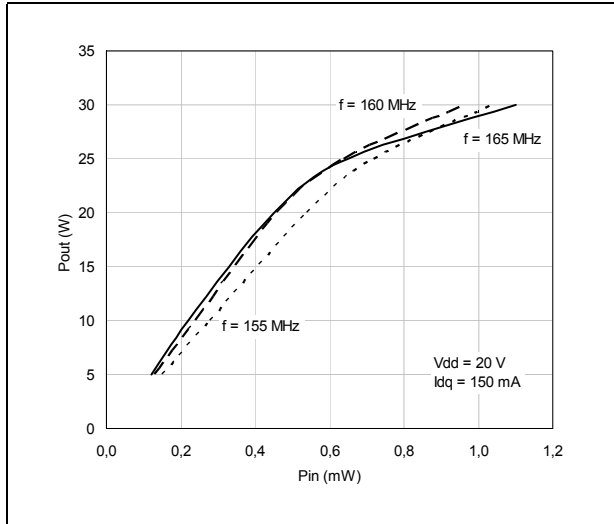


Figure 2. Efficiency vs. P<sub>OUT</sub> & frequency

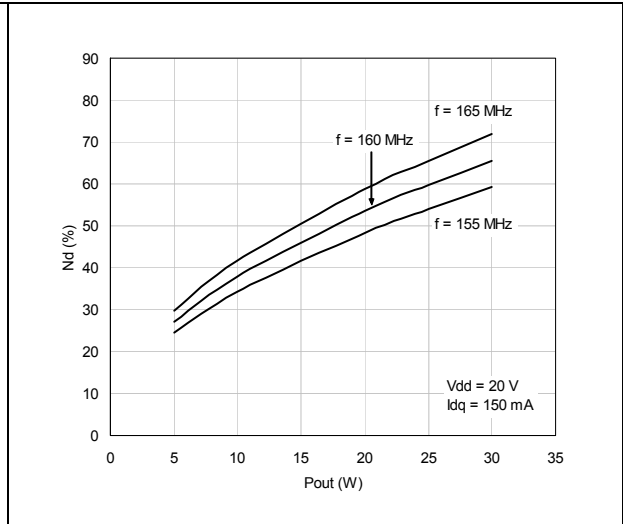


Figure 3. Gain vs. P<sub>OUT</sub> & frequency

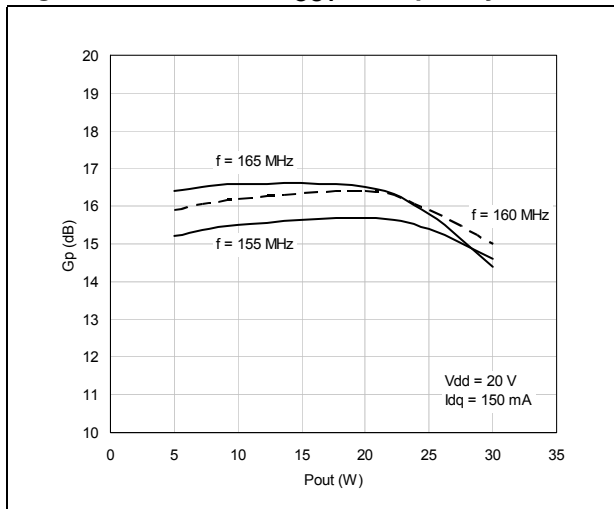


Figure 4. Harmonics vs. frequency

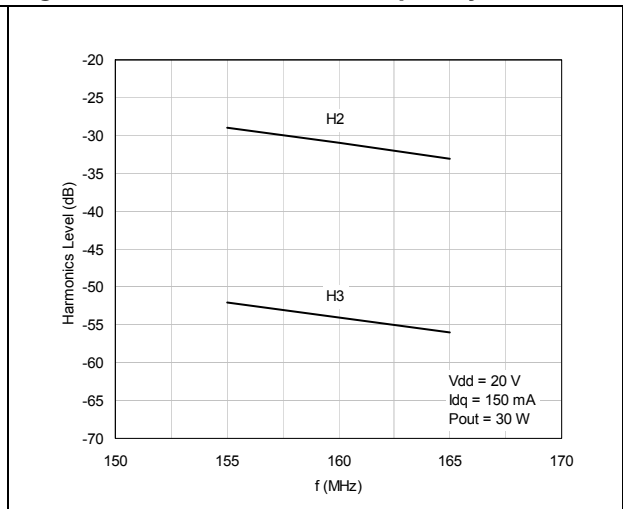


Figure 5. P<sub>OUT</sub> & current vs. drain voltage

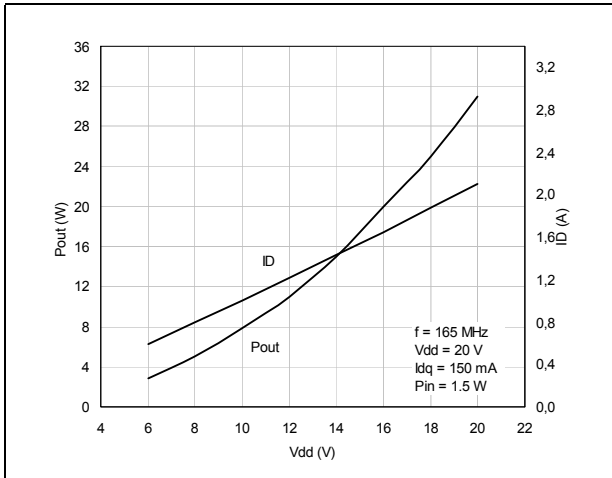


Figure 6. P<sub>OUT</sub> & current vs. drain voltage

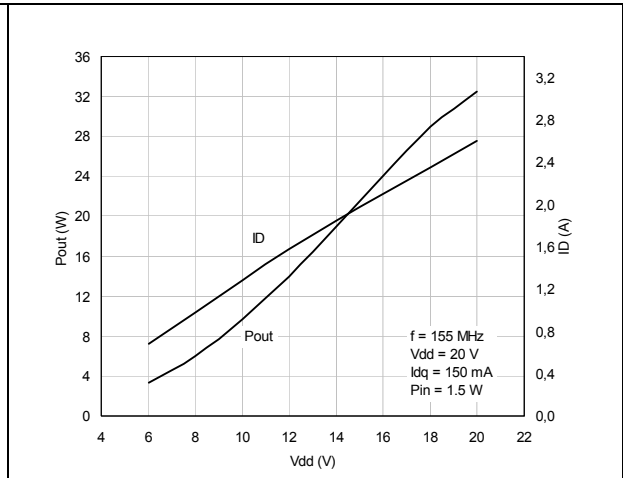


Figure 7. P<sub>OUT</sub> vs. pin & frequency

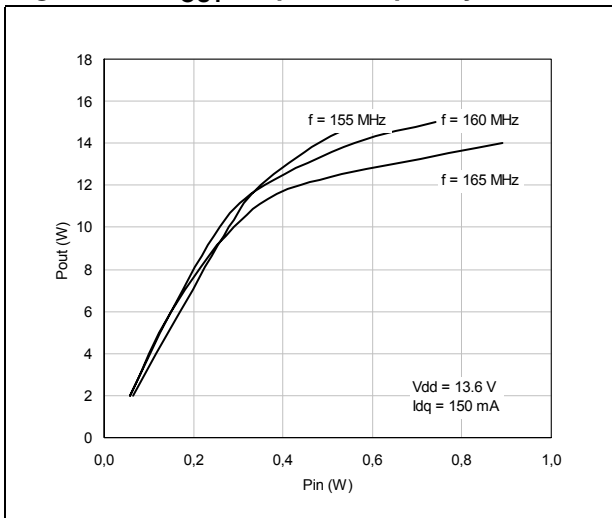


Figure 8. Efficiency vs. P<sub>OUT</sub> & frequency

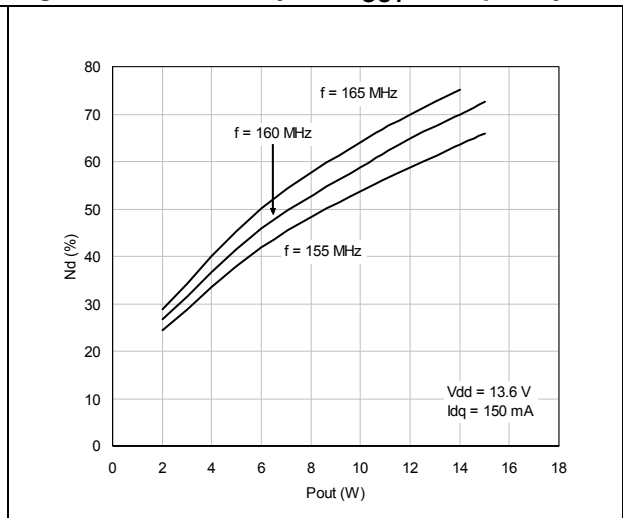


Figure 9. Gain vs. P<sub>OUT</sub> & frequency

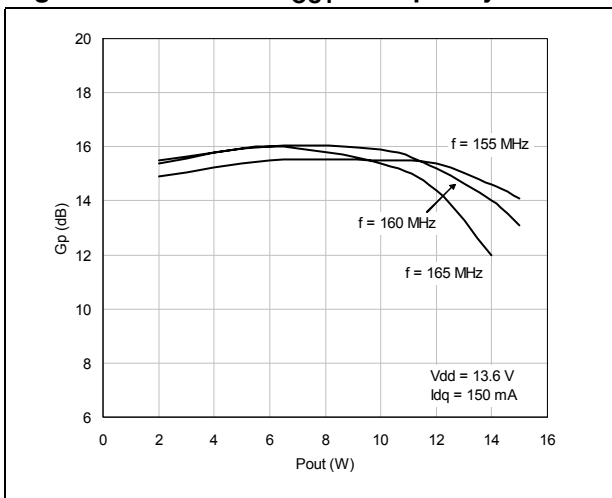
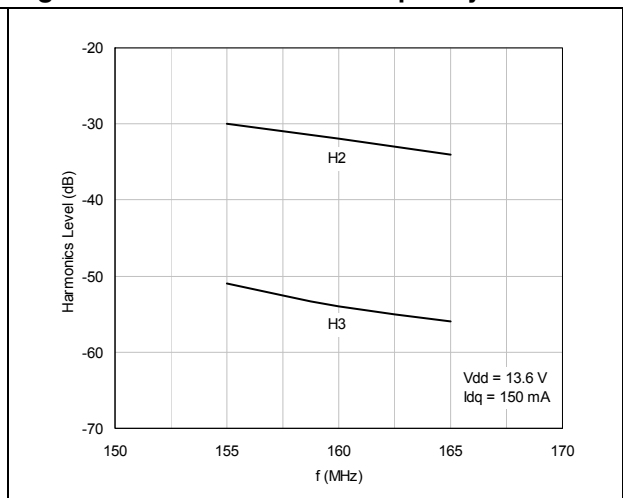



Figure 10. Harmonics vs. frequency



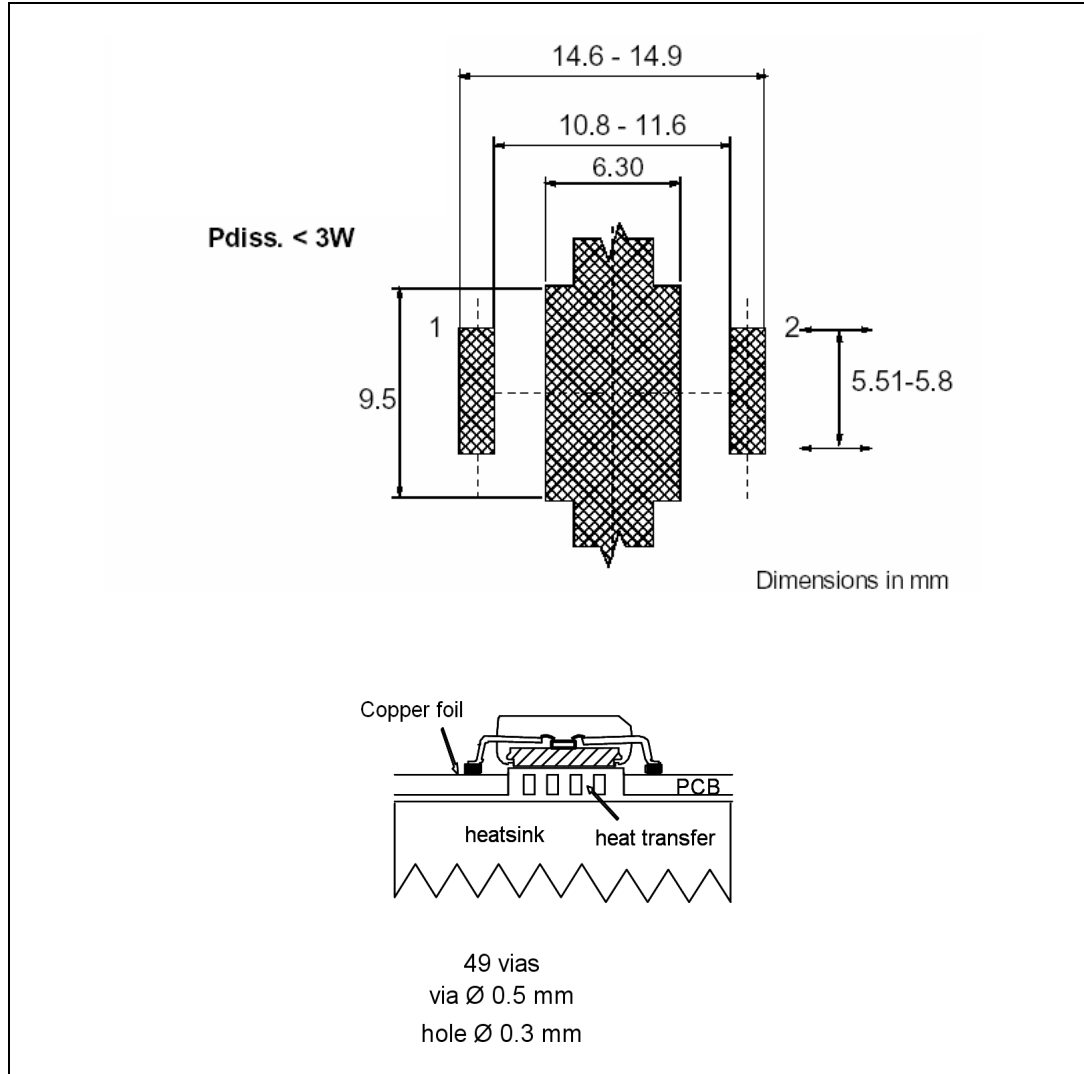
# 4 Circuit layout

Figure 11. Circuit layout



## 5 Mounting indications

Figure 12. PowerSO-10 Mounting indications



## 6 Package mechanical data

In order to meet environmental requirements, ST offers these devices in ECOPACK® packages. These packages have a Lead-free second level interconnect . The category of second level interconnect is marked on the package and on the inner box label, in compliance with JEDEC Standard JESD97. The maximum ratings related to soldering conditions are also marked on the inner box label. ECOPACK is an ST trademark. ECOPACK specifications are available at: [www.st.com](http://www.st.com)



Table 3. PowerSO-10RF Formed lead (Gull Wing) Mechanical data

Dim.	mm.			Inch		
	Min.	Typ.	Max.	Min.	Typ.	Max.
A1	0	0.05	0.1	0.	0.0019	0.0038
A2	3.4	3.5	3.6	0.134	0.137	0.142
A3	1.2	1.3	1.4	0.046	0.05	0.054
A4	0.15	0.2	0.25	0.005	0.007	0.009
a		0.2			0.007	
b	5.4	5.53	5.65	0.212	0.217	0.221
c	0.23	0.27	0.32	0.008	0.01	0.012
D	9.4	9.5	9.6	0.370	0.374	0.377
D1	7.4	7.5	7.6	0.290	0.295	0.298
E	13.85	14.1	14.35	0.544	0.555	0.565
E1	9.3	9.4	9.5	0.365	0.37	0.375
E2	7.3	7.4	7.5	0.286	0.292	0.294
E3	5.9	6.1	6.3	0.231	0.24	0.247
F		0.5			0.019	
G		1.2			0.047	
L	0.8	1	1.1	0.030	0.039	0.042
R1			0.25			0.01
R2		0.8			0.031	
T	2 deg	5 deg	8 deg	2 deg	5 deg	8 deg
T1		6 deg			6 deg	
T2		10 deg			10 deg	

Note: Resin protrusions not included (max value: 0.15 mm per side)

### Package dimensions

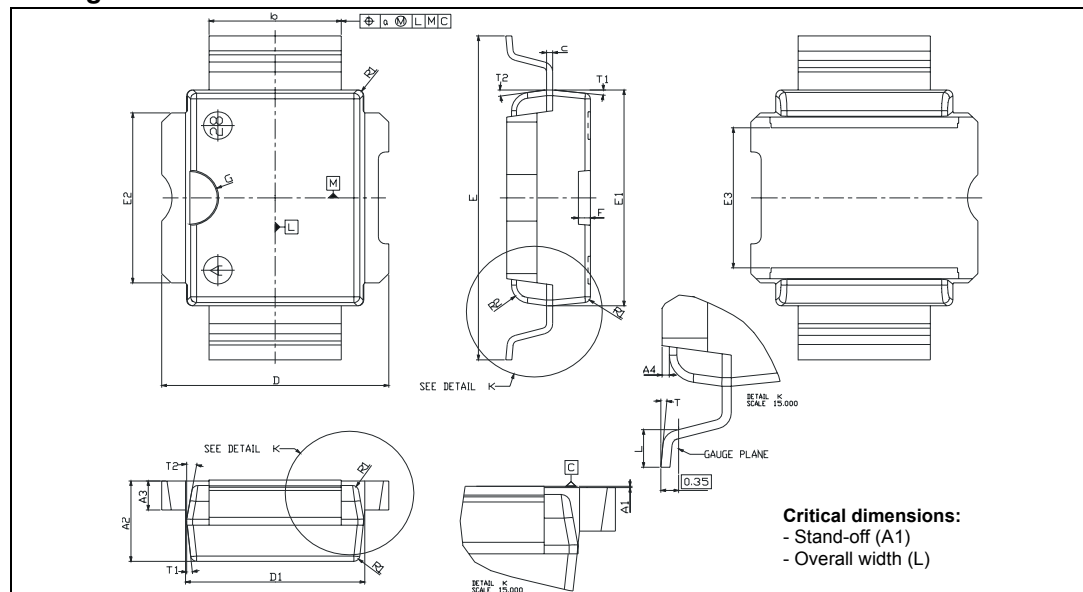
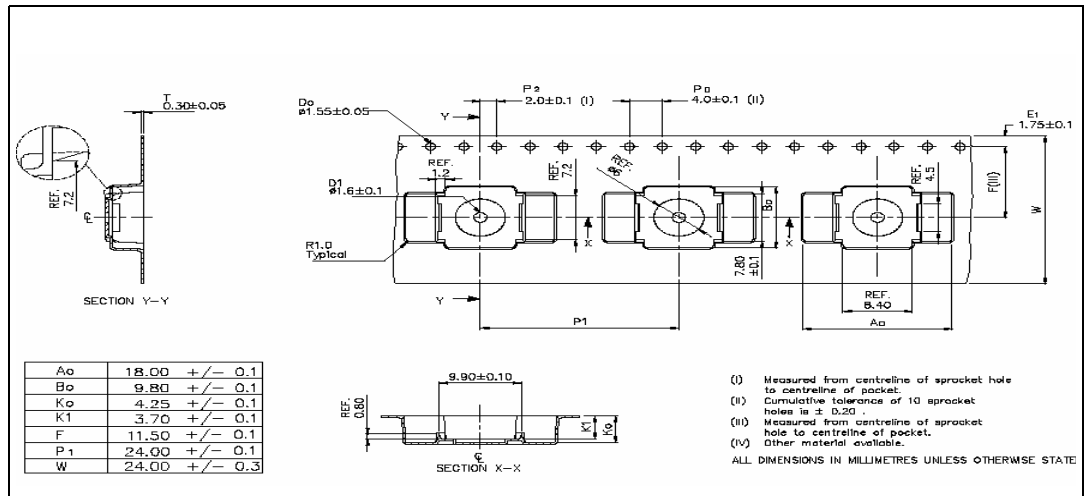


Figure 13. PowerSO-10RF Tape & reel



## 7 Revision history

Table 4. Revision history

Date	Revision	Changes
12-Dec-2006	1	Initial release.

**Please Read Carefully:**

Information in this document is provided solely in connection with ST products. STMicroelectronics NV and its subsidiaries ("ST") reserve the right to make changes, corrections, modifications or improvements, to this document, and the products and services described herein at any time, without notice.

All ST products are sold pursuant to ST's terms and conditions of sale.

Purchasers are solely responsible for the choice, selection and use of the ST products and services described herein, and ST assumes no liability whatsoever relating to the choice, selection or use of the ST products and services described herein.

No license, express or implied, by estoppel or otherwise, to any intellectual property rights is granted under this document. If any part of this document refers to any third party products or services it shall not be deemed a license grant by ST for the use of such third party products or services, or any intellectual property contained therein or considered as a warranty covering the use in any manner whatsoever of such third party products or services or any intellectual property contained therein.

**UNLESS OTHERWISE SET FORTH IN ST'S TERMS AND CONDITIONS OF SALE ST DISCLAIMS ANY EXPRESS OR IMPLIED WARRANTY WITH RESPECT TO THE USE AND/OR SALE OF ST PRODUCTS INCLUDING WITHOUT LIMITATION IMPLIED WARRANTIES OF MERCHANTABILITY, FITNESS FOR A PARTICULAR PURPOSE (AND THEIR EQUIVALENTS UNDER THE LAWS OF ANY JURISDICTION), OR INFRINGEMENT OF ANY PATENT, COPYRIGHT OR OTHER INTELLECTUAL PROPERTY RIGHT.**

**UNLESS EXPRESSLY APPROVED IN WRITING BY AN AUTHORIZED ST REPRESENTATIVE, ST PRODUCTS ARE NOT RECOMMENDED, AUTHORIZED OR WARRANTED FOR USE IN MILITARY, AIR CRAFT, SPACE, LIFE SAVING, OR LIFE SUSTAINING APPLICATIONS, NOR IN PRODUCTS OR SYSTEMS WHERE FAILURE OR MALFUNCTION MAY RESULT IN PERSONAL INJURY, DEATH, OR SEVERE PROPERTY OR ENVIRONMENTAL DAMAGE. ST PRODUCTS WHICH ARE NOT SPECIFIED AS "AUTOMOTIVE GRADE" MAY ONLY BE USED IN AUTOMOTIVE APPLICATIONS AT USER'S OWN RISK.**

Resale of ST products with provisions different from the statements and/or technical features set forth in this document shall immediately void any warranty granted by ST for the ST product or service described herein and shall not create or extend in any manner whatsoever, any liability of ST.

ST and the ST logo are trademarks or registered trademarks of ST in various countries.

Information in this document supersedes and replaces all information previously supplied.

The ST logo is a registered trademark of STMicroelectronics. All other names are the property of their respective owners.

© 2006 STMicroelectronics - All rights reserved

STMicroelectronics group of companies

Australia - Belgium - Brazil - Canada - China - Czech Republic - Finland - France - Germany - Hong Kong - India - Israel - Italy - Japan - Malaysia - Malta - Morocco - Singapore - Spain - Sweden - Switzerland - United Kingdom - United States of America

[www.st.com](http://www.st.com)